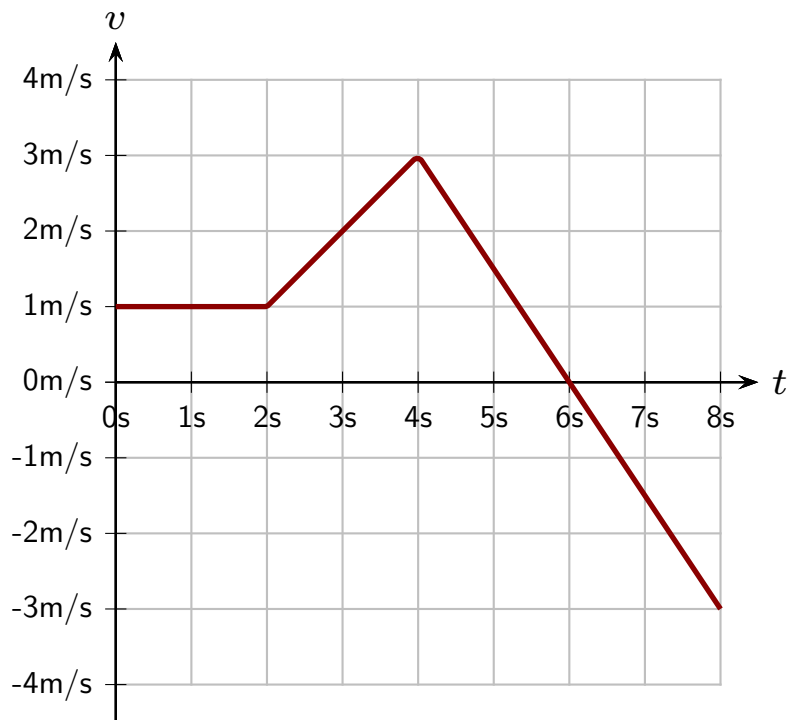


Question 1

A graph of velocity vs. time for an object moving in one dimension is illustrated.

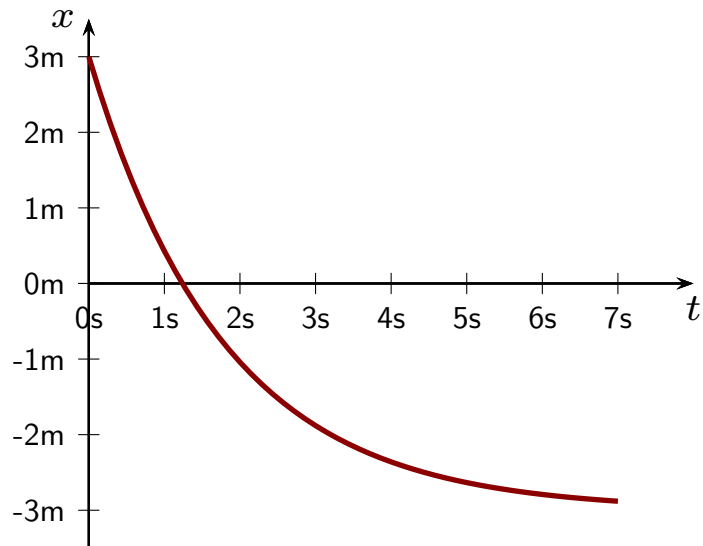


What is the displacement of the object in the interval from $t = 0\text{ s}$ to $t = 8\text{ s}$?

1. -24 m
2. 0 m
3. 4 m
4. 6 m
5. 24 m

Question 2

A graph of position vs. time for an object that moves in one dimension is as illustrated.

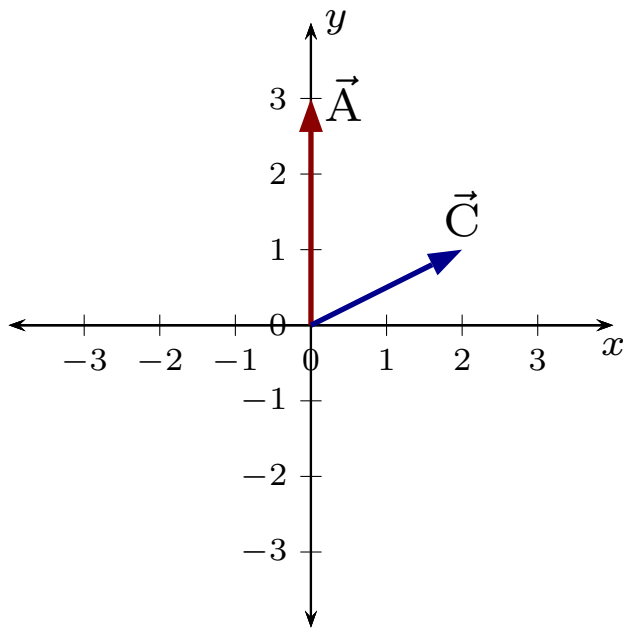


Which of the following is true regarding the acceleration during the illustrated period?

1. $a = 0$ at all times.
2. $a > 0$ at all times.
3. $a < 0$ at all times.
4. $a > 0$ sometimes and at others $a < 0$.

Question 3

Two vectors are illustrated.

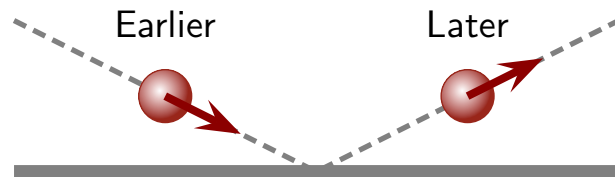


A third vector \vec{B} satisfies $\vec{C} = \vec{A} + \vec{B}$. Which of the following represents \vec{B} ?

1. $\vec{B} = 2\hat{i} + 4\hat{j}$
2. $\vec{B} = -2\hat{i} - 2\hat{j}$
3. $\vec{B} = -2\hat{i} + 2\hat{j}$
4. $\vec{B} = 2\hat{i} - 2\hat{j}$
5. $\vec{B} = 2\hat{i} + 2\hat{j}$
6. $\vec{B} = -2\hat{i} - 4\hat{j}$

Question 4

A ball travels at a constant speed along a horizontal surface and bounces off a board. Viewed from above the ball's trajectory is as illustrated.



Which of the following is true about the average acceleration of the ball between the two moments?

1. $\vec{a}_{av} = 0$.
2. \vec{a}_{av} is \uparrow
3. \vec{a}_{av} is \rightarrow
4. \vec{a}_{av} is \nearrow