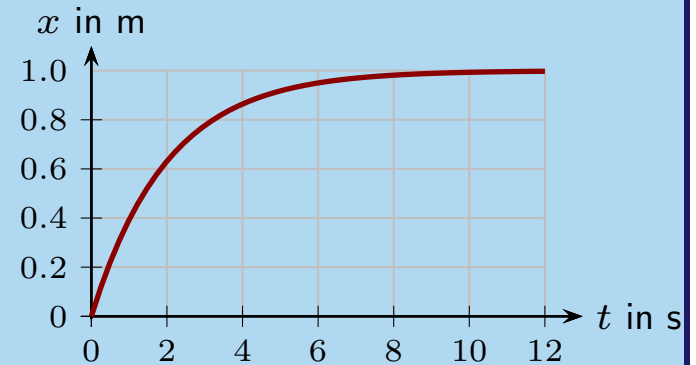


Warm Up Question 1

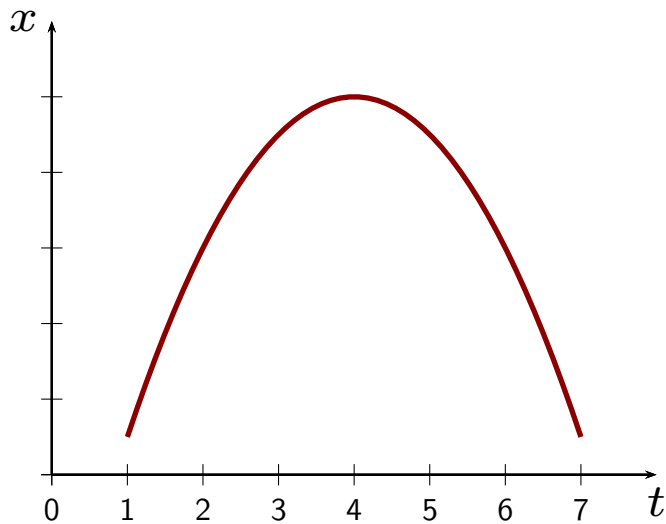
The graph illustrates the position of a car versus time. Describe whether the instantaneous velocity is positive or negative and whether it increases or decreases as time passes. Explain your answers.



1. Positive and increasing. Graph increases.
2. Positive and decreasing. Slope reduces.
3. Positive and increasing for a while then zero. Curve levels.
4. Positive and decreasing for a while then zero.
5. Positive always initially increasing and then decreasing.

Question 1

A graph of position vs. time for an object that moves in one dimension is as illustrated.

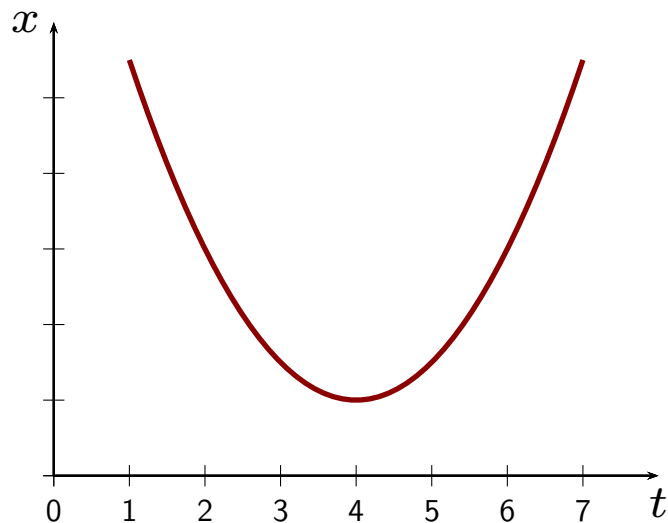


Which of the following is true?

1. The object speeds up at all times.
2. The object slows down at all times.
3. Earlier the object speeds up but later it slows down.
4. Earlier the object slows down but later it speeds up.

Question 2

A graph of position vs. time for an object that moves in one dimension is as illustrated.



Which of the following is true?

1. The object speeds up at all times.
2. The object slows down at all times.
3. Earlier the object speeds up but later it slows down.
4. Earlier the object slows down but later it speeds up.

Warm Up Question 2

Go to the Phys 131 course website (not D2L). Look in the navigation bar on the left or at the top and click “Course Materials.” This will open a new page with a day-by-day listing of the course activities. Click on the link for the “Slides 2” on 26 January. You should see the quiz questions that were covered in the class and one more (Question 4) at the very end that was not covered in class. Now answer that last question.

1. Response
2. Response